




CAMBRIDGE
UNIVERSITY PRESS



CAMBRIDGE ENGLISH
Language Assessment
Part of the University of Cambridge



Home FUN booklet



Melissa Owen

Letter to parents

Dear parents,

Welcome to *The Home Fun Booklet*! We hope you will use the activities inside to help your child practise English at home and with their friends.

Your child will bring home this booklet to practise with you what they have learned in class. You don't need to be an English expert to help your child with these activities. All the answers and audio recordings are online at <http://www.cambridge.org/funresources> . Have fun and keep practising with your child. Try to use the vocabulary here in everyday life and games and don't worry about making mistakes. On pages 7, 11, 15, 19 and 23 you will see this tree:



This tree shows how your child's knowledge will grow and progress through the units. Ask your child to read the 'I can...' sentences in the tree and to think about what they say. They can colour in the leaves green, orange or red when they agree – try to say 'Well done!'

The *Let's have fun!* pages (24-25) feature activities that develop language, mathematical, digital, social, learning and cultural skills useful for modern life. Look for the following signs next to activities in the booklet to show which of these skills your child is developing:



language



mathematics and science



digital



social and civic



learning to learn



culture



write/draw your own ideas

The picture dictionary at the end of the booklet (pages 26-31) is for your child to write in through the year. Ask them to write the words they know from all the topics. Make sure they can see they are progressing!

This booklet helps to prepare children for the Cambridge English: Young Learners tests which are a great way to give your child more confidence in English and reward their learning. For more information, please go to: <http://www.cambridgeenglish.org/exams/young-learners-english/> .

We hope both you and your child enjoy using this booklet and have fun!

The Cambridge Team

Download




the Word FUN World app



Contents

Numbers	4
Toys	6
Family	8
School	10
Review	12
Animals	14
Home	16
Sports	18
Food	20
Review	22
Let's have fun!	24
Picture dictionary	26



Melissa Owen

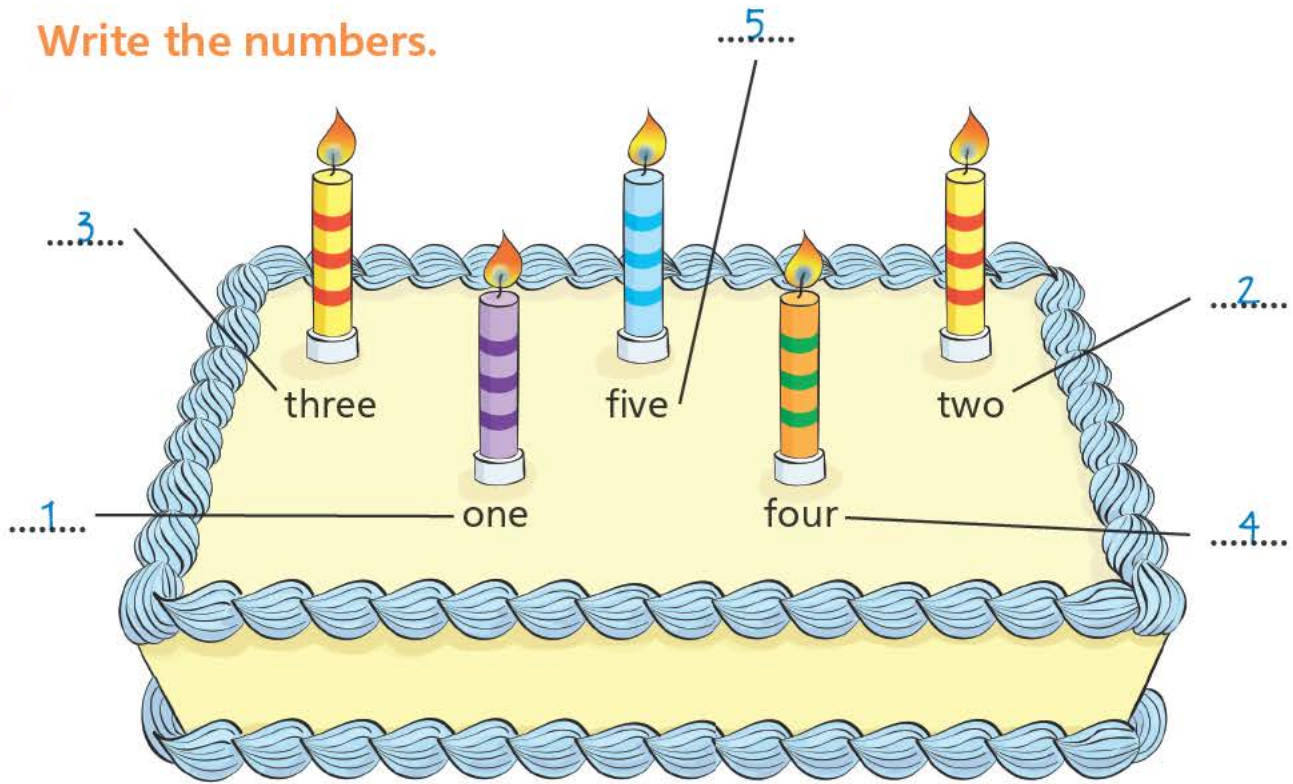
Numbers



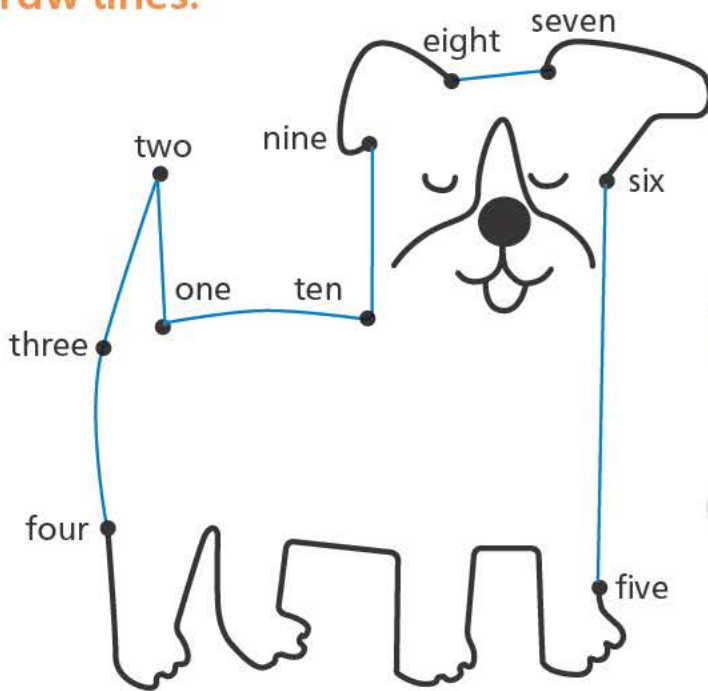
jellyfish

boat

A Write the numbers.



B Draw lines.





Draw lines.

1

4



2

6



3

1



4

7



5

8



6

5



7

3



8

9



9

2



10

10



Student's own answer.



Toys



A Read and draw lines.



1

I've got a kite.

2

I've got a bike.

3


I've got a bat.

4

I've got a doll.


5

I've got a guitar.



B Look and write.

green truck red blue guitar bat



1 I've got a guitar
It's red


2 I've got a truck
It's blue

3 I've got a bat
It's green

4 I've got a
It's
Student's own answer.


C Fun at home Read and colour the answers yellow and green.

What's your name?




How old are you?

My name's Pat.



I'm 8.

Ask your friends and family.



Student's own answers.

Student's own answers.

What's your name?

My name's Pat.....

How old are you?

I'm 8.....

What's your name?

Student's own answers.....

How old are you?

Student's own answers.....

What's your name?

Student's own answers.....

How old are you?

Student's own answers.....

-  = 😊
-  = 😐
-  = ☹️



I can count from 1-10.



I can draw lines from words to pictures.



I can ask questions.



I can talk about toys.



Family



A Circle the family words.



This is my family.



B Draw lines.

1

This is my mum.

2

This is my sister.

3

This is my brother.

4

This is my dad.

5

This is my grandpa.



C

Draw and write.



Student's own answer.

mum

My Family

School



A Put a tick (✓) or a cross (✗) in the box.



1 This is a poster.



4 This is a classroom.



2 This is a book.



5 This is a bag.



3 This is an eraser.



B Read, colour and write.




	Hugo	Me
school bagred.....	Student's own answers..
rulerblue.....
pencilsyellow.....
crayonspink.....
bookbrown.....

C



Listen and follow.

2



D



Listen and colour.

3

-  = 😊
-  = 😐
-  = ☹️







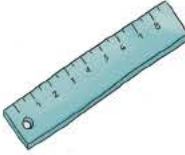



Review



A Draw lines.




ruler
grandpa
car
dog

B Colour the school words green.
 Colour the family words brown.
 Colour the toy words blue.

kite	ruler	eraser	bat
mum	table	truck	pen
crayon	paint	pencil	poster
bag	grandpa	sister	brother
dad	car	robot	

C

Fun at home Look and draw lines. Tell your family.



teacher bag robot poster doll table ruler




Animals


A Look and write.



1  o g d
..... dog
e t h p e l a n
..... elephant

3  c o d r i c o l e
..... crocodile
d k c u
..... duck

2  i h o p p
..... hippo
m n o e k y
..... monkey


4 

Student's own answers.


B Look, read and write.

	 swim	 jump	 run	 fly
monkey	✗	✓	✓	✗
elephant	✓	✗	✓	✗
duck	✓	✓	✓	✓
crocodile	✓	✗	✓	✗

1  I can jump / run
I can't swim / fly

3  I can swim / jump
..... fly / run

2  I can run / swim
I can't jump / fly

4  I can swim / run
I can't jump / fly



C Fun at home Think of an animal. Play the game.

Student's own answers.



I am yellow.
I can swim.
I can fly.

You're a duck!



-  = 😊
-  = 😐
-  = ☹️

I can say what's in a classroom.

I can remember school words.

I can write animal words.

I can talk about animals.



Home

A Circle the correct answer.



Where's my robot?



1 The robot is in / under / on the table.

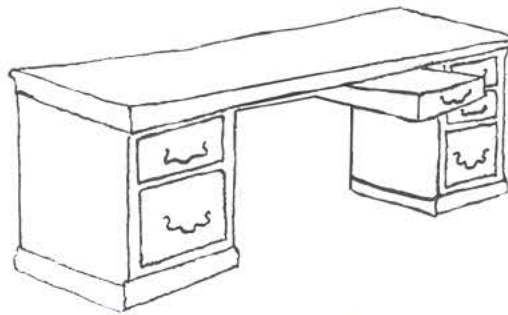
2 The robot is next to / under / on the armchair.

3 The robot is next to / in / on the cupboard.

4 The robot is next to / in / under the computer.

B Draw your toy. Write.















 Student's own answers.



The is the desk.



C Count and write.

5				
4				
3				
2				
1				



How many lamps have I got?

- 1 Jill has got five lamps.....
- 2 Jill has got three sofas.....
- 3 Jill has got two tables.....
- 4 Jill has got four chairs.....



D What's in your house? Draw and write.

5				
4				
3				
2				
1				



How many chairs have you got?

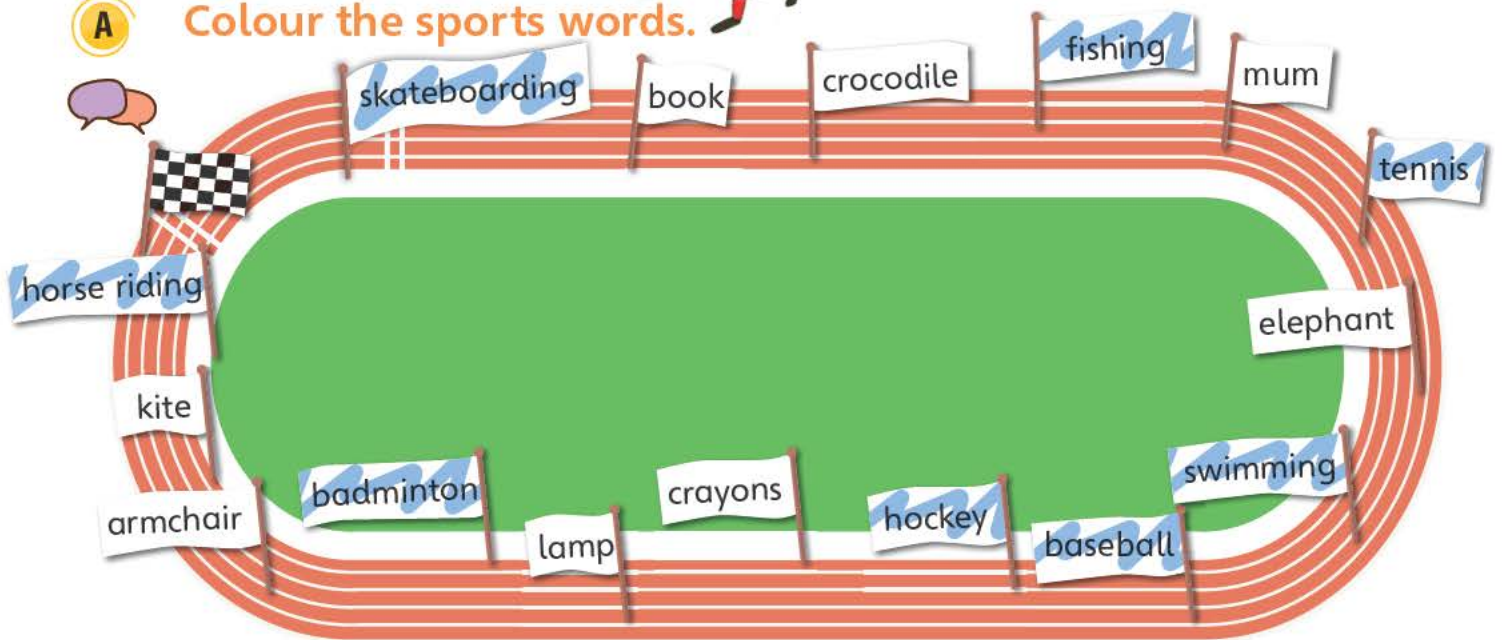
- 1 I've got Student's own answers.....
- 2 I've got
- 3 I've got
- 4 I've got



Sports



A Colour the sports words.



B Look and write.

1 I like horse riding.....
 2 I like fishing.....
 3 I like tennis.....

1 I like baseball.....
 2 I like swimming.....
 3 I like skateboarding.....

Student's
 1 I like own answers.....
 2 I like
 3 I like



C

Listen and draw lines.

4



1



2



3



4



-  = 😊
-  = 😐
-  = 😞

I can say the sports I like.

I can write sports words.

I can count things in my house.

I can talk about my home.

Food

A Read and draw lines.



1 grapes
chicken

2 oranges
carrots

3 tomatoes
chocolate

4 apples
meatballs

Shopping carts contain:
 - Cart 1: grapes, chicken
 - Cart 2: oranges, carrots
 - Cart 3: tomatoes, chocolate
 - Cart 4: apples, meatballs

B Draw your food and write.



Student's own answers.



My shopping list

- ☆ grapes
- ♡ chicken
- ☆ oranges
- ♡ carrots
- ☆ tomatoes
- ♡ chocolate
- ☆ apples
- ♡ meatballs

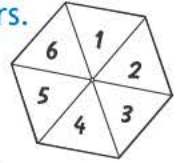
I like and



C Fun at home Go online and make a spinner. Play the game!



Student's own answers.



Start

1 orange

2 egg

3 fruit

4 chocolate

5 chips

6 kiwi

7 meatballs

8 chicken

9 pie

10 chips

11 apple

12 meatballs

13 tomatoes

14 carrots

15 cake

16 pie

17 chicken

18 fruit

19 pear

20 apple

21 chocolate

22 orange

23 tomatoes

24 kiwi

25 pear

Well done!

21

Review

A Read, write and colour.



I can see...

- 1 one black computer.....
- 2 two brown shoes.....
- 3 three blue (apple) pies..
- 4 four purple lamps.....
- 5 five yellow skateboards..

B Where are you? Draw you and your family.



Student's own answers.



We're at



Five words!
Well done!

C Fun at home Write five words. Play the game!

Student's own answers.

	A	B	C	D
1				
2				
3	apple			
4				

1D?

Yes, it's apple.
A-P-P-L-E.



No, sorry. Put a cross.

3A?



-  = 😊
-  = 😐
-  = 😞



Let's have fun!

A *Fun at home* Ask your friend three questions. Make a video.
Student's own answers.



B Where can you help? Draw lines.



shops

school



home

park





C

Take photos of three signs you see in English.

Student's own answers.



D

What's the first letter? Write and draw the toys.



1



bike

B



apple

A




lamp

L



lamp

L



2



B



I



K



E



3



K



I



T



E



4



R



O



B



O



T



Picture dictionary

Animals



...bear...



...bee...



...bird...



...cat...



...chicken...



...cow...



...crocodile...



...dog...



...donkey...



...duck...



...elephant...



...fish...



...frog...



...giraffe...



...goat...



...hippo...



...horse...



...jellyfish...



...lizard...



...monkey...



...mouse...



...polar bear...



...sheep...



...snake...



...spider...



...tiger...



...zebra...

The body and the face



arm



ear



eye



face



feet



hand



lip



nose



teeth

Clothes



bag



hat



boot



dress



glasses



bag



hat



jacket



jeans



shirt



shoe



shorts



skirt



sock



trousers



T-shirt



watch

Colours



black



blue



brown



green



grey



orange



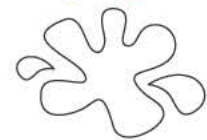
pink



purple



red



white



yellow

Family and friends



...baby...



...brother...



...dad...



...grandfather...



...grandmother...



...mother...



...sister...

Food and drink



...apple...



...bananas...



...bread...



...burger...



...cake...



...carrots...



...chicken...



...chips...



...chocolate...



...coconut...



...egg...



...fish...



...grapes...



...icecream...



...juice...



...kiwi...



...lemon...



...lemonade...



...lime...



...meatballs...



...milk...



...onion...



...orange...



...peas...



...pear...



...pie...



...pineapple...



...potato...



...rice...



...sausages...



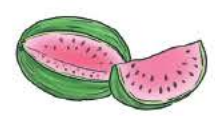
...sweets...



...tomato...



...water...

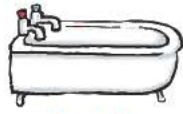


...watermelon...

The home



...armchair...



...bath...



...bathroom...



...bed...



...bedroom...



...box...



...camera...



...chair...



...clock...



...computer...



...desk...



...dining room...



...door...



...flower...



...garden...



...house...



...kitchen...



...lamp...



...living room...



...mat...



...mirror...



...phone...



...picture...



...radio...



...sofa...




...table...



...TV...



...tree...



...wall...



...window...

Places



...park...



...playground...



...shop...

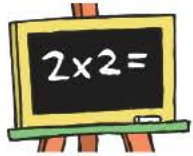


...street...



...zoo...

School



board



book



bookcase



classroom



crayons



cross



keyboard



mouse



painting



paper



pen



pencil



poster



rubber



ruler



school



teacher



tick

Sports and leisure



badminton



baseball



basketball



bat



beach



bike



bounce



catch



drawing



fishing



football



guitar



hockey



jump



kick



kite



piano



read



run



sing



skateboard



swimming



table tennis



tennis



tennis racket



throw

Time



..birthday..



..morning....



..night.....

Toys



..alien.....



.....ball.....



.....balloons.....




.....boardgame.....



.....doll.....



.....monster.....



.....robot.....



.....tablet.....



.....teddy bear.....

Transport



.....boat.....



.....bus.....



.....car.....



.....helicopter.....



.....lorry.....



.....motorbike.....



.....plane.....



.....ship.....



.....train.....

The world around us



.....sea.....



.....shell.....



.....sun.....

Acknowledgements

The author would like to send her love and thanks to her family.

The author and publisher would like to thank the ELT professionals who commented on the material at different stages of development: Karen Elliott, Spain; Mark Manning, Spain; Alice Soydas, Turkey.

Design and typeset by Wild Apple Design.

Cover design and header artwork by Chris Saunders (Astound).

Audio production by Hart McLeod, Cambridge.

The authors and publishers acknowledge the following sources of copyright material and are grateful for the permissions granted. While every effort has been made, it has not always been possible to identify the sources of all the material used, or to trace all copyright holders. If any omissions are brought to our notice, we will be happy to include the appropriate acknowledgements on reprinting.

The publishers are grateful to the following for permission to reproduce copyright photographs and material:

Key: BL = Below Left, BR = Below Right, CL = Centre Left, CR = Centre Right, T = Top, TC = Top Centre, TL = Top Left.

p. 24 (T): AzmanL/iStock/Getty Images Plus/Getty Images; p. 24 (CL): Michael H/Photodisc/Getty Images; p. 24 (BL): Steve Debenport/E+/Getty Images; p. 24 (CR): Geri Lavrov/Photographer's Choice/Getty Images; p. 24 (BR): Moof/Cultura/Getty Images; p. 25 (TL): Rafael Elias/Moment/Getty Images; p. 25 (TC): JGI/Jamie Grill/Blend Images/Getty Images; p. 25 (bike): Philip Gatward/Dorling Kindersley/Getty Images; p. 25 (apple): Dorling Kindersley/Dorling Kindersley/Getty Images; p. 25 (lamp): Andy Crawford/Dorling Kindersley/Getty Images; p. 25 (ball): Dorling Kindersley/Dorling Kindersley/Getty Images; p. 25 (ice): Douglas Johns/StockFood Creative/Getty Images; p. 25 (kiwi): Sally Williams Photography/Photolibrary/Getty Images; p. 25 (elephant): Dave King/Dorling Kindersley/Getty Images; p. 25 (tennis): Highwaystarz-Photography/iStock/Getty Images Plus/Getty Images; p. 25 (egg): Alain Caste/StockFood Creative/Getty Images; p. 25 (rug): DEA/G. CIGOLINI/De Agostini Picture Library/Getty Images; p. 25 (orange): David Marsden/Photolibrary/Getty Images; p. 25 (television): tiridifilm/E+/Getty Images.

The authors and publishers are grateful to the following illustrators:

T = Top, B = Below, L = Left, R = Right, C = Centre

Laetitia Aynie (Sylvie Poggio Artists Agency) pp. 20, 21 and 28 (chocolate), 28 (sweets); Judy Brown (Beehive Illustration) pp. 4 (T), 26 (cat); David Banks pp. 26 (bird), 28 (lemon), 29 (radio), 31 (shell); Joanna Boccoardo pp. 28 (rice), 31 (morning, night); Sasha Ediger pp. 26 (bee); Andrew Elkerton (Sylvie Poggio Artists Agency) pp. 14 (T, B), 15 (T), 26 (bear, duck,

giraffe, jellyfish, monkey, zebra), 27 (face), 28 (banana), 29 (box, flower, window), 31 (boat); Chris Embleton-Hall (Advocate Art) pp. 29 (bedroom, zoo), 30 (rubber); Chabe Escalante pp. 31 (tablet, train); Clive Goodyer pp. 27 (smile, watch), 29 (street), 30 (mouse, kick), 31 (truck); Dean Gray (Advocate Art) pp. 9, 19 (map); Andrew Hamilton pp. 19 (football), 21 (fruit), 26 (horse), 27 (dress, glasses, handbag, hat, jacket, jeans, shirt, shoe, skirt, sock, trousers), 29 (garden), 30 (keyboard), 31 (helicopter, plane); Kelly Kennedy (Sylvie Poggio Artists Agency) pp. 5 (hat), 6, 7, 10 (book), 11 (book, pencil), 12 (car), 21 (chips, pear), 26 (frog, lizard), 27 (nose), 28 (chips, pear), 29 (table, tree, park, shop), 30 (book, painting, paper, pencil, school, badminton, baseball, basketball, bat, bike, draw, football, guitar, hockey, kite, piano, read, sing), 31 (ball, doll, monster, robot, teddy bear, car, motorbike); Nigel Kitching pp. 10 (B), 27 (body and face), 30 (board); Marta Alvarez Miguens (Astound) pp. 18, 19 (children, swimming, tennis, skateboard), 22 (skateboard), 23 (Alice), 29 (playground), 30 (beach, fishing, skateboard, tennis racket); Dani Padron (Advocate Art) pp. 10, 11 (boy, bus, classroom, crayons, pen), 12 (ruler), 13 (classroom), 27 (bag, hat), 29 (computer), 30 (classroom, crayons, pen, poster, ruler, teacher), 31 (bus); Bill Piggins pp. 28 (milk), 29 (camera); Nina de Polonia (Advocate Art) pp. 21 (egg), 26 (polar bear), 28 (burger); David Pratt pp. 28 (coconut); Pip Sampson pp. 22 (room), 26 (chicken, cow, crocodile, elephant, goat, sheep), 28 (egg, fish, sausage, water), 29 (bath, bathroom, dining room, kitchen, mat, mirror, picture), 30 (bookcase), 31 (ship); Anthony Rule pp. 12 (juice); Chris Saunders (Astound) p. 1, house, jellyfish and tree images throughout; Melanie Sharp (Sylvie Poggio Artists Agency) pp. 8, 11 (paints), 12 (grandpa), 13 (Kim and brother), 14 (jump, run, swim), 15 (spider), 21 (apple), 26 (spider), 28 (brother, dad, grandpa, mum, sister, cake, chicken, ice cream, lemonade), 29 (clock, door, wall), 30 (bounce, catch, jump, run, table tennis, throw), 31 (birthday, alien, balloon, game, sun); Harriet Stanes (NB Illustration) pp. 16, 17, 22 (T), 28 (grandma), 29 (armchair, bed, desk, house, lamp, living room, sofa, TV); Jo Taylor (Sylvie Poggio Artists Agency) pp. 28 (baby, bread, onion, pea, pineapple); Alex Willmore (Astound) pp. 4 (dog), 5 (ball, children, dog, shoe, phone), 12 (dog), 14 (dog), 15 (Ben), 22 (shoe), 26 (dog), 27 (boot), 29 (phone); Sue Woollatt (GI Illustration) pp. 26 (hippo, tiger), 28 (watermelon), 31 (sea); Gaby Zermeño pp. 20, 21, 22 (pie), 23, 26 (donkey, fish, mouse, snake), 27 (shorts, T-shirt), 28 (apple, carrot, grapes, meatballs, orange, pie, potato, tomato).